

Three Phase PV String Inverter

3-25 kW







ATON
SERIES

Smart | Safety | Efficient



The Afore BNT Series Three-phase string inverters are designed for residential and small commercial PV system applications, rating from 3kW to 25kW. All models have unibody housings with aluminum structure which is anodized, increasing durability and effectively prevents corrosion. Equipped with external inductors, the unibody housings can ensure efficient heat dissipation, which significantly improves the reliability and extends the life of the inverters.

Communication implements are via the Wi-Fi module (can be changed to Ethernet / GPRS). Check the system status anytime and anywhere via online portal or APP.

-  Quick Arc Fault circuit interruption (Optional)
-  WIFI standard
-  Compact design
-  Multiple intelligent protections
-  Compatible with bifacial modules
-  String level monitoring



MPPT Range
Wide MPPT Range

Max. 1.5

PV OVERSIZE
1.5 Times PV Oversize

Max. 1100V

DC 1100V
Max. DC 1100V



UNIBODY
One-piece
Aluminum Housing



PROTECTION
Build-in SPD Type II



SMART
Smart IV Curve Scanning



UPDATE
Remote Firmware Update

PV Input Data	BNT003KTL	BNT004KTL	BNT005KTL	BNT006KTL	BNT008KTL	BNT010KTL
Max. DC Power (W)	5100	6000	7500	9000	12000	15000
Max. DC Voltage (V)	1100					
MPPT Voltage Range (V)	150 - 1000					
MPPT Full Power Voltage Range (V)	200 - 850		250 - 850		300 - 850	500 - 850
Rated Input Voltage (V)	620					
Start-up Voltage (V)	150					
Max. Input Current (A)	15 x 2					
Max. Short Current (A)	25 x 2					
No. of MPP Tracker / No. of PV String	2/2					
Input Connector Type	MC4					

AC Output Data	BNT003KTL	BNT004KTL	BNT005KTL	BNT006KTL	BNT008KTL	BNT010KTL
Max. Output Power (VA)	3300	4400	5500	6600	8800	11000
Nominal Output Power (W)	3000	4000	5000	6000	8000	10000
Max. Output Current (A)	5.3	7	8.5	10.5	13.5	17
Nominal Output Voltage (V)	3P+N+PE /3P+PE 230/400					
Grid Voltage Range	260Vac-519Vac (according to local standard)					
Nominal Output Frequency (Hz)	50/60					
Grid Frequency Range	45-55Hz/55-65Hz(according to local standard)					
Output Power Factor	1 default (adjustable from 0.8 leading to 0.8 lagging)					
Output Current THD	<3%					

Efficiency	BNT003KTL	BNT004KTL	BNT005KTL	BNT006KTL	BNT008KTL	BNT010KTL
Max. Efficiency	98.30%					98.70%
Euro Efficiency	97.61%	97.65%	98.00%	98.05%		98.23%

Protection	BNT003KTL	BNT004KTL	BNT005KTL	BNT006KTL	BNT008KTL	BNT010KTL
PV Reverse Polarity Protection	YES					
PV Insulation Resistance Detection	YES					
AC Short Circuit Protection	YES					
AC Over Current Protection	YES					
AC Over Voltage Protection	YES					
Anti-Islanding Protection	YES					
Residual Current Detection	YES					
Over Temperature Protection	YES					
Integrated DC switch	YES					
Surge Protection	Integrated (Type II)					
Smart IV Curve Scanning	YES					
Quick Arc Fault Circuit Interruption	Optional					

General Data	BNT003KTL	BNT004KTL	BNT005KTL	BNT006KTL	BNT008KTL	BNT010KTL
Dimensions (W x H x D, mm)	370 x 510 x 167			370 x 510 x 192		
Weight (kg)	16			16		
Protection Degree	IP65					
Enclosure Material	Aluminum					
Ambient Temperature Range (°C)	-25 to 60					
Humidity Range	0 - 100%					
Topology	Transformerless					
Communication Interface	RS485 / WiFi / Wire Ethernet / GPRS (optional)					
Cooling Concept	Convection		Intelligent fan cooling			
Noise Emission (db)	<30					
Night Power Consumption (W)	<1					
Max. Operation Altitude (m)	≤4000					

Certifications and Standards	BNT003KTL	BNT004KTL	BNT005KTL	BNT006KTL	BNT008KTL	BNT010KTL
EMC Standard	EN/IEC 61000-6-2, EN/IEC 61000-6-3, EN61000-3-2, EN61000-3-3, EN61000-3-11, EN61000-3-12					
Safety Standard	IEC 60068, UL1741, EN62109					
Grid-connection	IEEE1547, CSA C22, EN50549, VDE4105, VDE0126, RD1699, ABNT NBR16149 & 16150, AS4777.2, NB/T32004, G98/G99, IEC61727					

PV Input Data	BNT012KTL	BNT013KTL	BNT015KTL	BNT017KTL	BNT020KTL	BNT025KTL
Max. DC Power (W)	18000	19500	22500	25500	30000	37500
Max. DC Voltage (V)	1100					
MPPT Voltage Range (V)	150 - 1000					
MPPT Full Power Voltage Range (V)	500 - 850					
Rated Input Voltage (V)	620					
Start-up Voltage (V)	150					
Max. Input Current (A)	15 x 2		20 + 32		32 x 2	
Max. Short Current (A)	25 x 2		30 + 48		48 x 2	
No. of MPP Tracker / No. of PV String	2/2		2/3		2/4	
Input Connector Type	MC4					

AC Output Data	BNT012KTL	BNT013KTL	BNT015KTL	BNT017KTL	BNT020KTL	BNT025KTL
Max. Output Power (VA)	13200	14300	16500	18700	22000	27500
Nominal Output Power (W)	12000	13000	15000	17000	20000	25000
Max. Output Current (A)	21.5	22	27	30	32	40
Nominal Output Voltage (V)	3P+N+PE /3P+PE 230/400					
Grid Voltage Range	260Vac-519Vac (according to local standard)					
Nominal Output Frequency (Hz)	50/60					
Grid Frequency Range	45-55Hz/55-65Hz(according to local standard)					
Output Power Factor	1 default (adjustable from 0.8 leading to 0.8 lagging)					
Output Current THD	<3%					

Efficiency	BNT012KTL	BNT013KTL	BNT015KTL	BNT017KTL	BNT020KTL	BNT025KTL
Max. Efficiency	98.70%			98.75%		
Euro Efficiency	98.23%			98.35%		

Protection	BNT012KTL	BNT013KTL	BNT015KTL	BNT017KTL	BNT020KTL	BNT025KTL
PV Reverse Polarity Protection	YES					
PV Insulation Resistance Detection	YES					
AC Short Circuit Protection	YES					
AC Over Current Protection	YES					
AC Over Voltage Protection	YES					
Anti-Islanding Protection	YES					
Residual Current Detection	YES					
Over Temperature Protection	YES					
Integrated DC switch	YES					
Surge Protection	Integrated (Type II)					
Smart IV Curve Scanning	YES					
Quick Arc Fault Circuit Interruption	Optional					

General Data	BNT012KTL	BNT013KTL	BNT015KTL	BNT017KTL	BNT020KTL	BNT025KTL
Dimensions (W x H x D, mm)	370 x 510 x 192			370 x 535 x 192		
Weight (kg)	16	17		19		
Protection Degree	IP65					
Enclosure Material	Aluminum					
Ambient Temperature Range (°C)	-25 to 60					
Humidity Range	0 - 100%					
Topology	Transformerless					
Communication Interface	RS485 / WiFi / Wire Ethernet / GPRS (optional)					
Cooling Concept	Intelligent fan cooling					
Noise Emission (db)	<40					<51
Night Power Consumption (W)	<1					
Max. Operation Altitude (m)	≤4000					

Certifications and Standards	BNT012KTL	BNT013KTL	BNT015KTL	BNT017KTL	BNT020KTL	BNT025KTL
EMC Standard	EN/IEC 61000-6-2, EN/IEC 61000-6-3, EN61000-3-2, EN61000-3-3, EN61000-3-11, EN61000-3-12					
Safety Standard	IEC 60068, UL1741, EN62109					
Grid-connection	IEEE1547, CSA C22, EN50549, VDE4105, VDE0126, RD1699, ABNT NBR16149 & 16150, AS4777.2, NB/T32004, G98/G99, IEC61727					

Three Phase PV String Inverter

30-60 kW



The Afore BNT Series Three-phase string inverters are designed for commercial and power plant PV system applications, rating from 30kW to 60kW. All models with aluminum housings which is anodized, increasing durability and effectively prevents corrosion. Equipped with external inductors, ensure efficient heat dissipation, which significantly improves the reliability and extends the life of the inverters.

The inverter menu is activated by sensor touch buttons. Communication implements are via the Wi-Fi module (can be changed to Ethernet / GPRS). Check the system status anytime and anywhere via online portal or APP.

Max. 20A String Current Up To 20A	Max. 1.5 PV OVERSIZE Max. 1.5 Time PV Oversize Input	PROTECTION Multiple Intelligent Protections	ANTI-FLOW Anti-Feed-in Function	Wi-Fi Wi-Fi Standard, Ethernet/GPRS Optional	CONFIGURATION Quick & Easy Config. via Wi-Fi	MODBUS MODBUS Communication Ready
---	---	---	---	--	--	---

- MPPT efficiency > 99.9%
- IP 68 Cooling Fan
- Intelligent Temperature Control System
- Type II DC & AC lightning protection
- Active and reactive power compensation, adjust power factor
- AC output 1.1x continuous operation

PV Input Data	BNT030KTL	BNT036KTL	BNT040KTL	BNT050KTL	BNT060KTL
Max. DC Power (W)	45000	54000	60000	75000	90000
Max. DC Voltage (V)	1100				
MPPT Voltage Range (V)	200-1000				
MPPT Full Power Voltage Range (V)	500-850				
Rated Input Voltage (V)	620				
Start-up Voltage (V)	200				
Max. Input Current (A)	38x2	38x3	40x3	38x4	
Max. Short Current (A)	48x2	48x3	48x3	48x4	
No. of MPP Tracker / No. of PV String	2/5	3/6	3/7	4/8	
Input Connector Type	MC4				

AC Output Data	BNT030KTL	BNT036KTL	BNT040KTL	BNT050KTL	BNT060KTL
Max. Output Power (VA)	33000	39600	44000	55000	66000
Nominal Output Power (W)	30000	36000	40000	50000	60000
Max. Output Current (A)	48	60	65	80	96
Nominal Output Voltage (V)	3P+N+PE /3P+PE 230/400				
Grid Voltage Range	260Vac-519Vac (according to local standard)				
Nominal Output Frequency (Hz)	50/60				
Grid Frequency Range	45-55Hz/55-65Hz (according to local standard)				
Output Power Factor	1 default (adjustable from 0.8 leading to 0.8 lagging)				
Output Current THD	<3%				

Efficiency	BNT030KTL	BNT036KTL	BNT040KTL	BNT050KTL	BNT060KTL
Max. Efficiency	98.50%	98.65%	98.65%	98.80%	99.00%
Euro Efficiency	98.10%	98.20%	98.25%	98.45%	98.50%

Protection	BNT030KTL	BNT036KTL	BNT040KTL	BNT050KTL	BNT060KTL
PV Reverse Polarity Protection	YES				
PV Insulation Resistance Detection	YES				
AC Short Circuit Protection	YES				
AC Over Current Protection	YES				
AC Over Voltage Protection	YES				
Anti-Islanding Protection	YES				
Residual Current Detection	YES				
Over Temperature Protection	YES				
Integrated DC switch	YES				
Surge Protection	Integrated (Type II)				
Smart IV Curve Scanning	YES				
Quick Arc Fault Circuit Interruption	Optional				

General Data	BNT030KTL	BNT036KTL	BNT040KTL	BNT050KTL	BNT060KTL
Dimensions (W x H x D, mm)	450 x 485 x 210	710 x 470 x 236			
Weight (kg)	26	44			51
Protection Degree	IP65				
Enclosure Material	Aluminum				
Ambient Temperature Range (°C)	-25 to 60				
Humidity Range	0-100%				
Topology	Transformerless				
Communication Interface	RS485 / WiFi / Wire Ethernet / GPRS (optional)				
Cooling Concept	Intelligent Fan Cooling				
Noise Emission (db)	<51			<55	
Night Power Consumption (W)	<1				
Max. Operation Altitude (m)	≤4000				

Certifications and Standards	BNT030KTL	BNT036KTL	BNT040KTL	BNT050KTL	BNT060KTL
EMC Standard	EN/IEC 61000-6-2, EN/IEC 61000-6-3, EN61000-3-2, EN61000-3-3, EN61000-3-11, EN61000-3-12				
Safety Standard	IEC 60068, UL1741, EN62109				
Grid-connection	IEEE1547, CSA C22, EN50549, VDE4105, VDE0126, RD1699, ABNT NBR16149 & 16150, AS4777.2, NB/T32004, G98/G99, IEC61727				